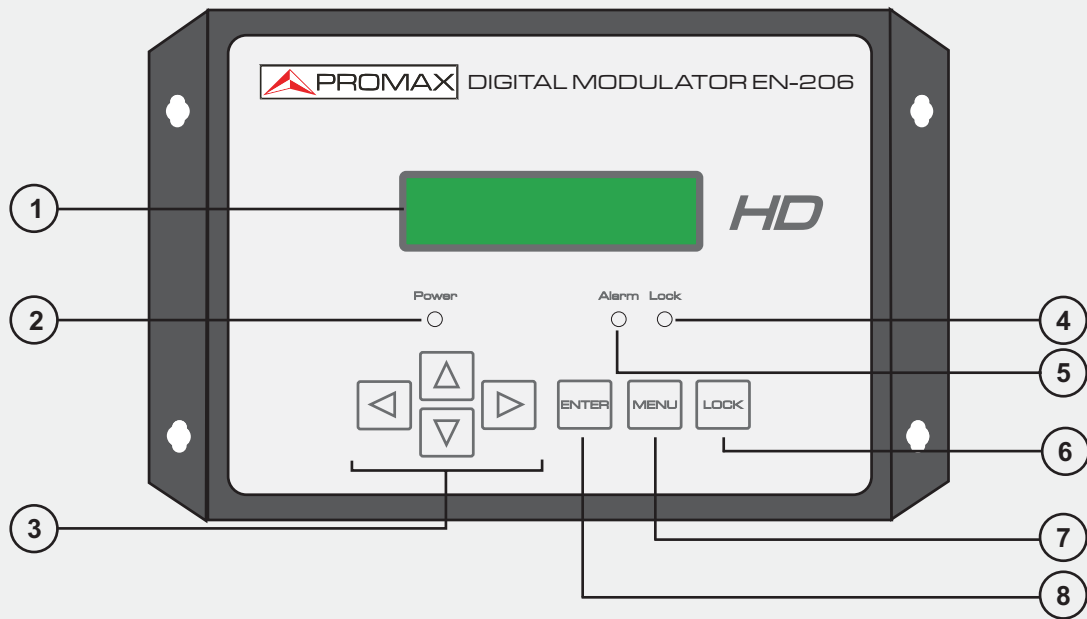
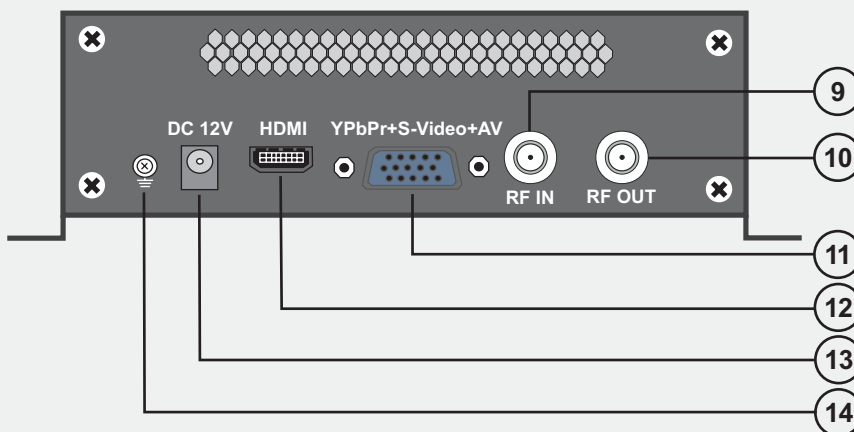


### FRONT VIEW / VISTA FRONTAL




- |                                    |                                  |
|------------------------------------|----------------------------------|
| ① LCD Display / Pantalla LCD       | ⑤ Alarm LED / LED de Alarma      |
| ② Power LED / LED Encendido        | ⑥ Lock key / Tecla de Bloqueo    |
| ③ Control keys / Teclas de Control | ⑦ Menu key / Tecla acceso a Menú |
| ④ Lock LED / LED de Bloqueo        | ⑧ Enter key / Tecla Enter        |

### UP VIEW / VISTA SUPERIOR

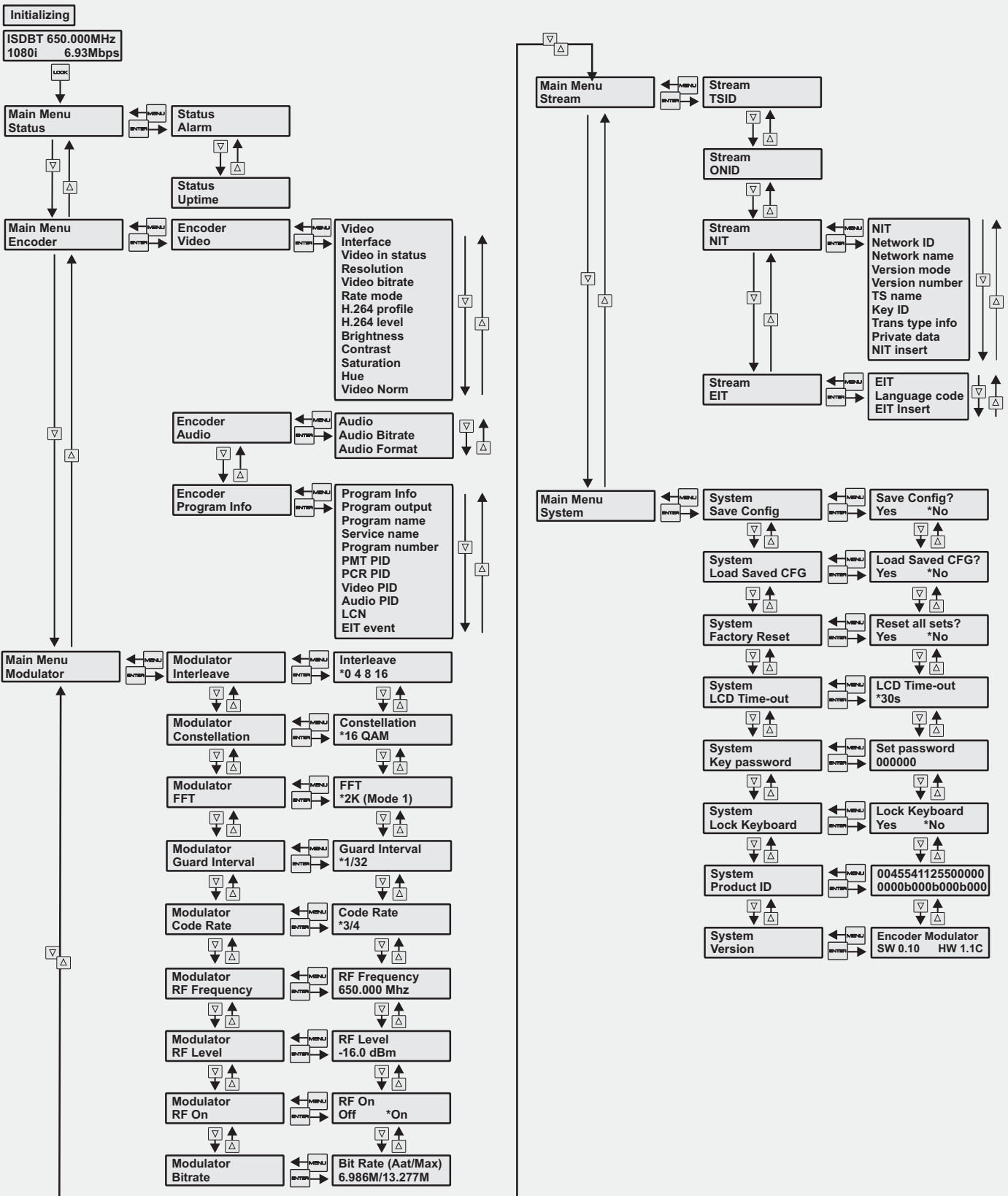


- |  |
|--|
| ⑨ RF IN / Entrada RF   |
| ⑩ RF OUT / Salida RF   |
| ⑪ YPbPr + S-Video + AV Input /<br>Entrada YPbPr + S-Video + AV |
| ⑫ HDMI In / Entrada HDMI                                       |
| ⑬ DC 12V   |
| ⑭ Earth connection /<br>Conexión de tierra                     |
| ⑮ Not for user application /<br>No utilizable por el usuario   |

### DOWN VIEW / VISTA INFERIOR



# MENU TREE / ÁRBOL DE MENÚS



v1.0

26-09-2013 (0 DG0123)



**EN-206 I**

Find the user's manual on the download area at:  
[www.promaxelectronics.com](http://www.promaxelectronics.com)

Puede encontrar el manual de usuario en la sección de descargas de:  
[www.promax.es](http://www.promax.es)



USER MANUAL  
DOWNLOAD



DESCARGA  
DE MANUAL

